

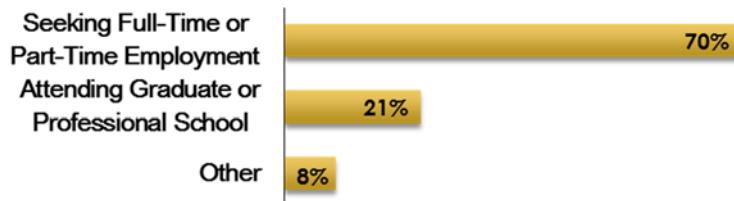
UCF Graduate Career Outcomes

Undergraduate Summer 2014-Spring 2015

Response Overview

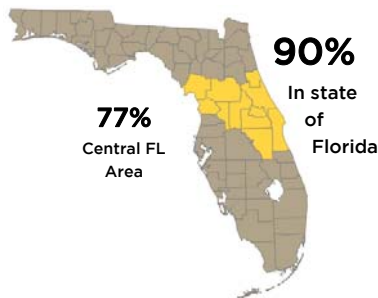
UCF administers the First Destination Survey to all graduating students. This graph below summarizes the immediate primary plan upon graduation for the Summer 2014-Spring 2015 undergraduate classes. 87.2% of the 12,799 graduates completed the survey.

Post UCF Plans



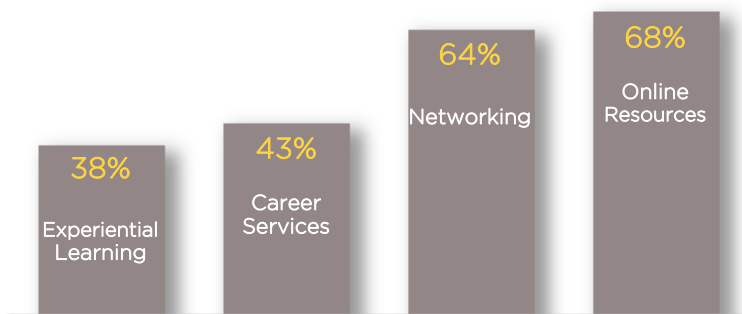
Central Florida Economic Impact

Of the respondents whose primary plan was employment, 76.9% have accepted a position or are already working in the 11 counties encompassing the UCF service area, 89.9% are in Florida overall and 82.6% indicated that their positions were related to their field of study.



Employment Resources

Respondents were asked to identify all resources that were used, or will be used to obtain employment.



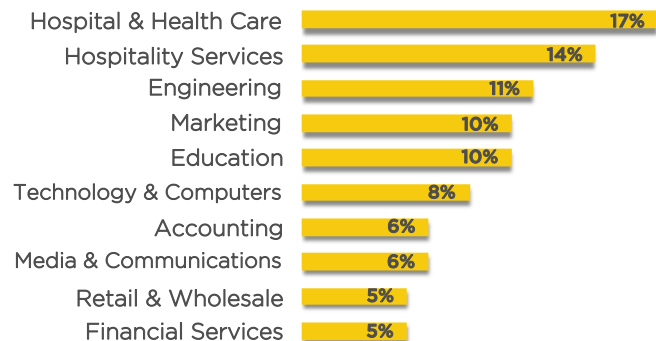
Entering the Workforce

Of the respondents who indicated that their primary plan was full-time or part-time employment, the chart below shows their employment status at graduation.



Top 10 Employment Industries

For the respondents who were already working or received a full-time job after graduation, the bar graph below shows the top 10 industries they entered.



Average Annual Salary

Of the respondents who reported salary information, the average starting annual salary was:

\$41,671