

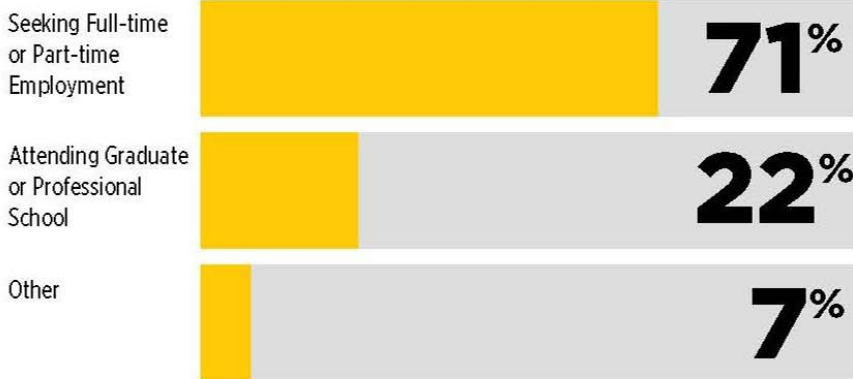


FIRST DESTINATION SURVEY RESULTS

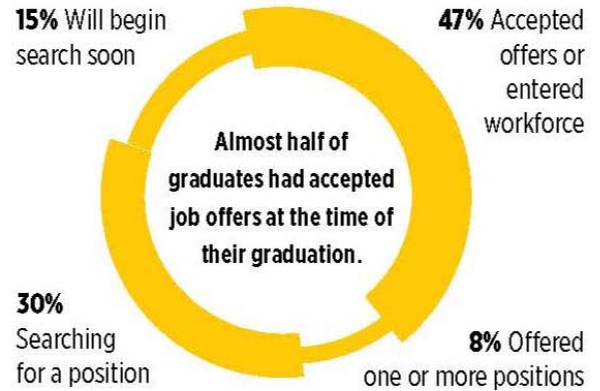
UNDERGRADUATE
Summer 2015-Spring 2016

To gauge the success of our programs, UCF administers the First Destination Survey to all graduating students. For the summer 2015 through spring 2016 undergraduate classes, **85.9 percent** of **12,982** graduates completed the survey, and here's what they said.

IMMEDIATE PLAN



HEAD START



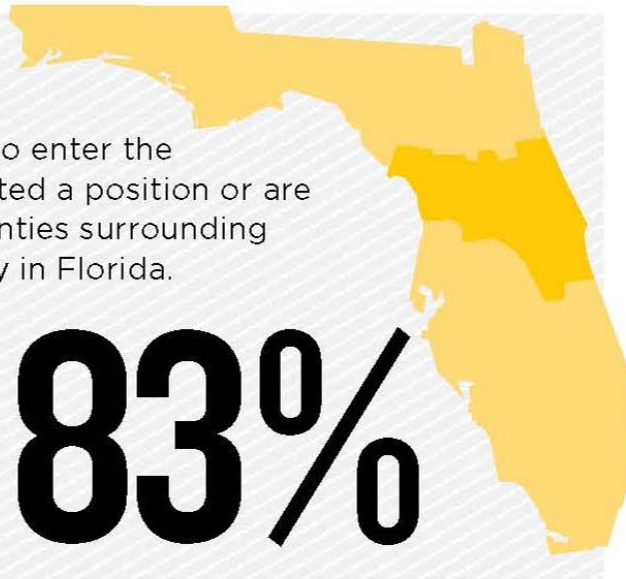
LOCAL IMPACT

For graduates who planned to enter the workforce, **75 percent** accepted a position or are already working in the 11 counties surrounding UCF, and **90 percent** will stay in Florida.

RELEVANCE

For graduates who entered the workforce, **83 percent** reported taking jobs related to their field of study.

83%



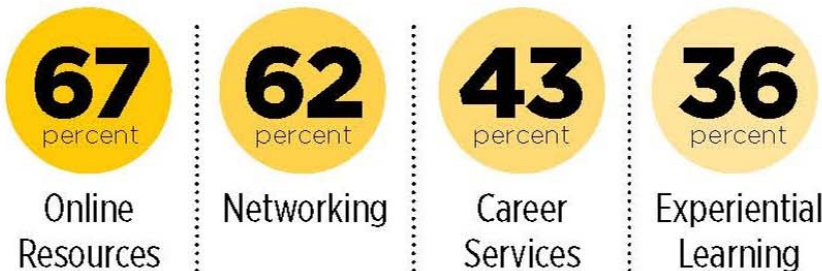
TOP INDUSTRIES

For graduates who reported they were already working or had received a full-time job, here are the top 10 industries:

- 17%** Hospital and Health Care
- 14%** Hospitality Services
- 11%** Education
- 10%** Engineering
- 10%** Marketing
- 8%** Technology and Computers
- 6%** Financial Services
- 6%** Media and Communications
- 6%** Accounting
- 5%** Nonprofit

UTILIZING RESOURCES

Respondents were asked to identify all UCF resources that were used, or will be used, to obtain employment.



EARNING POTENTIAL

For graduates who reported salary information, the average annual income was:

\$41,969