



FIRST DESTINATION SURVEY RESULTS

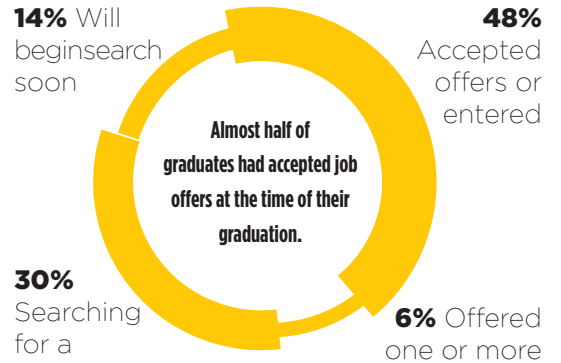
UNDERGRADUATE
Summer 2017-Spring 2018

To gauge the success of our programs, UCF administers the First Destination Survey to all graduating students. For the summer 2017 through spring 2018 **Undergraduate** classes, **86 percent** of **13,467** graduates completed the survey, and here's what they said.

IMMEDIATE PLAN



HEAD START



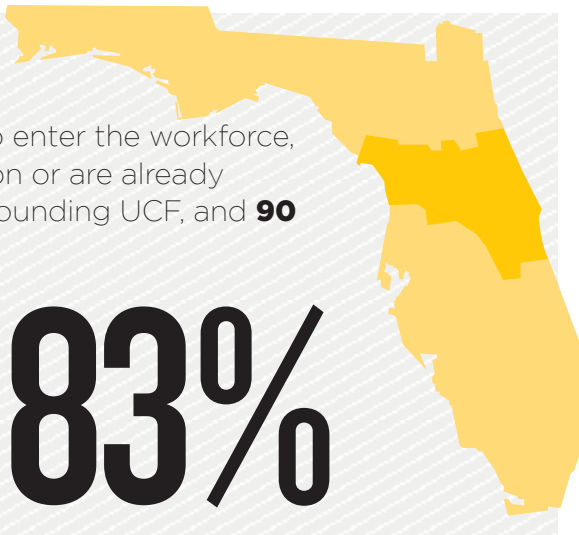
LOCAL IMPACT

For graduates who planned to enter the workforce, **75 percent** accepted a position or are already working in the 11 counties surrounding UCF, and **90 percent** will stay in Florida.

RELEVANCE

For graduates who entered the workforce, **83 percent** reported taking jobs related to their field of study.

83%



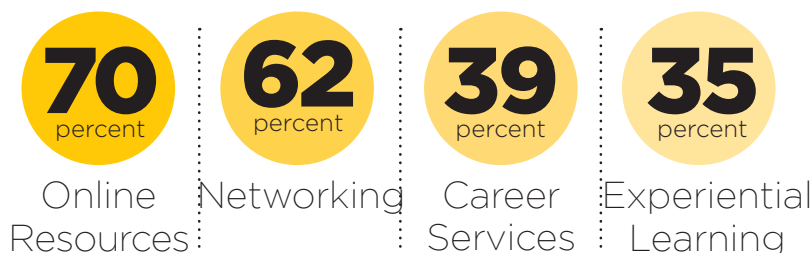
TOP INDUSTRIES

For graduates who reported they were already working or had received a full-time job, here are the top 10 industries:

- 15% Hospital and Health Care
- 14% Hospitality Services
- 11% Education
- 11% Engineering
- 8% Marketing
- 8% Technology/Computers
- 6% Accounting Services
- 5% Financial Services
- 5% Media and Communications
- 5% Nonprofit

UTILIZING RESOURCES

Respondents were asked to identify all UCF resources that were used, or will be used, to obtain employment.*



EARNING POTENTIAL

For graduates who reported salary information, the average annual income was:

\$44,227

*These numbers represent the entire university for 2017/18